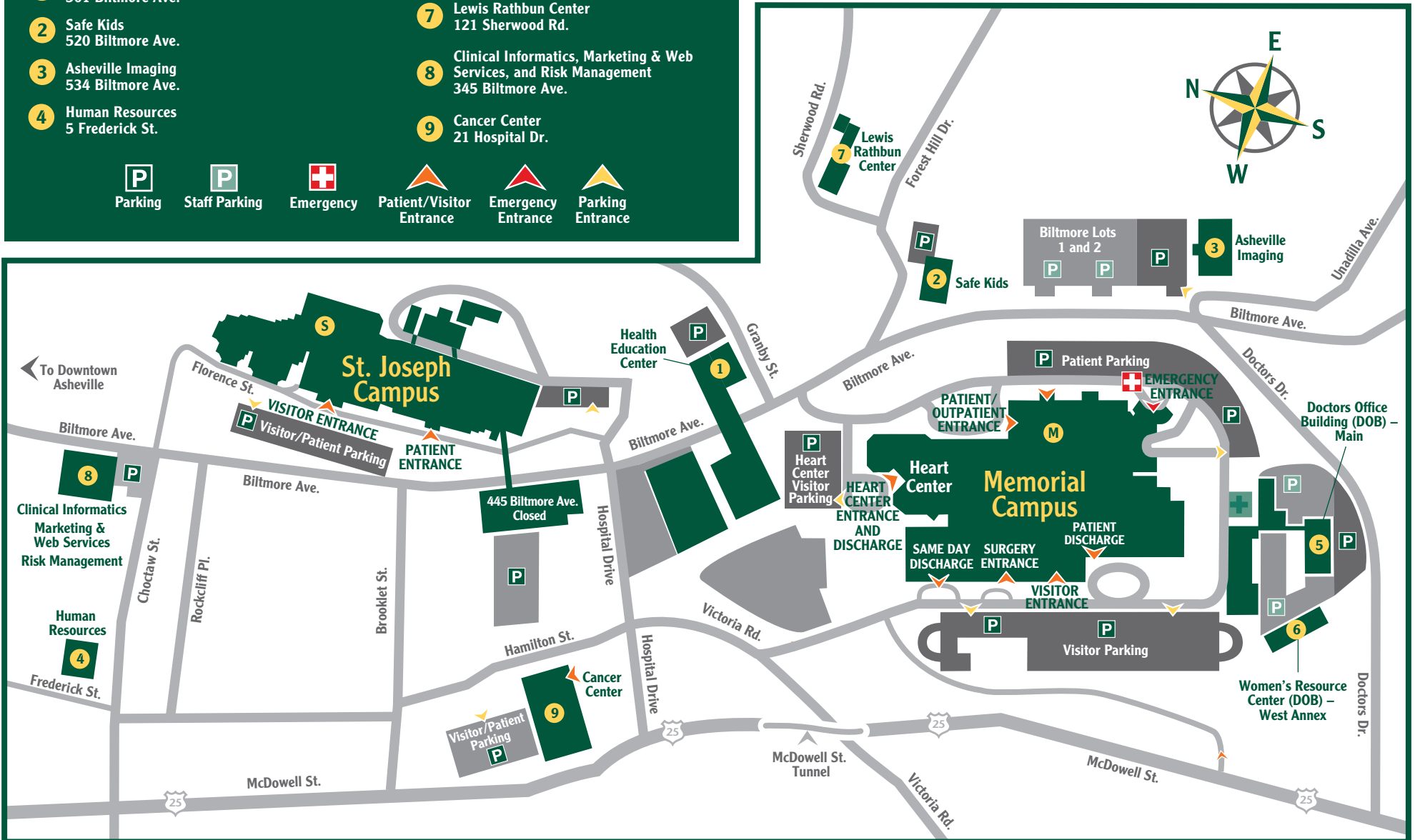


Campus and Off-Campus Map

M Memorial Campus 509 Biltmore Ave.	5 Doctors Office Building (DOB) – Main 50 Doctors Dr.
S St. Joseph Campus 428 Biltmore Ave.	6 Women’s Resource Center (DOB) – West Annex 50 Doctors Dr.
1 Health Education Center 501 Biltmore Ave.	7 Lewis Rathbun Center 121 Sherwood Rd.
2 Safe Kids 520 Biltmore Ave.	8 Clinical Informatics, Marketing & Web Services, and Risk Management 345 Biltmore Ave.
3 Asheville Imaging 534 Biltmore Ave.	9 Cancer Center 21 Hospital Dr.
4 Human Resources 5 Frederick St.	

Parking	Staff Parking	Emergency	Patient/Visitor Entrance	Emergency Entrance	Parking Entrance
---------	---------------	-----------	--------------------------	--------------------	------------------



Satellite Facilities Map

- M** Memorial Campus, 509 Biltmore Ave.
- S** St. Joseph Campus, 428 Biltmore Ave.
- 10** Mission Lab Express, 261 Asheland Ave.
- 11** Heart Path® and Sleep Center, 5 Vanderbilt Park Dr.
- 12** Reuter Outpatient Center and Fullerton Genetics Center, 11 Vanderbilt Park Dr.
- 13** Mission Weight Management Center, 2 Medical Park Dr., Suite 102
- 14** Mission Lab Express (Suite 100) and Mission Infusion Therapy Clinic (Suite 201), 2 Medical Park Dr.
- 15** Mission Community Pharmacy, 2 Medical Park Dr.
- 16** Asheville Surgery Center (ASC), 5 Medical Park Dr.
- 17** Wound Healing Center, 7 Yorkshire St.



Your Appointment

Date: _____

Time: _____ a.m. p.m.

Location:

Asheville Surgery Center (ASC)
828-213-0740
5 Medical Park Dr.

Mission Hospital
Asheville, NC 28801
828-213-1111

Memorial Campus
509 Biltmore Ave.

Heart Center
Memorial Campus
509 Biltmore Ave.

St. Joseph Campus
428 Biltmore Ave.

Other Location:

Special Instructions:

Welcome to Mission Hospital

Mission Hospital has two adjacent campuses, **Memorial** and **St. Joseph**. The Heart Center is located on the **Memorial Campus** and has its own entrance. Before you come to the hospital, be sure you know which campus is your correct destination.

Parking

- Please arrive early to allow enough time for parking.
- Parking at Mission Hospital is free.
- Valet parking is available for a fee at the Patient/Outpatient Entrance and at the Surgery Entrance on the **Memorial Campus**.
- Please note the name of the parking area and the level number where you park and the entrance you use.
- Lock your car. Leave valuables out of sight.
- Report parking problems by calling 828-213-1111.
- Find additional maps and driving directions on our website: www.missionhospitals.org.

Patients

- Women in labor should come to the **Emergency Entrance** on the **Memorial Campus**.
- Direct admission patients should come to the **Emergency** room.
- Patients coming for surgery on the **Memorial Campus** should park in Visitor Parking, come to the Surgery Entrance, and register at the registration desk.
- Patients coming for radiology, lab, or EEG procedures on the **Memorial Campus** should park in Patient/Outpatient Parking, come to the Patient/Outpatient Entrance, and register at Patient Registration.
- Patients coming for surgery and procedures on the **St. Joseph's Campus** should park in Visitor Parking, come to the Patient/Outpatient Entrance, and register at the registration window.
- Same day surgery patients on the **Memorial Campus** will be released from Same Day Discharge. Other patients on the **Memorial Campus** will be released from Patient Discharge.

Visitors

- Visitors should park in Visitor Parking, use the Visitors Entrance, and stop at the Guest Services desk for assistance.
- Heart Center visitors should park in the Heart Center parking structure, use the Heart Center Entrance, and stop at the Heart Services desk for assistance.

Phone Guide

Memorial Campus and Heart Center

Guest Services Desk: 213-1001, 213-1002 or 213-1003

Patient Information: 213-1050

To call a patient's room:

- For A, B, C rooms, dial 213 + 6 + ROOM NUMBER
- For E rooms, dial 213 + 7 + ROOM NUMBER
- For G rooms, dial 213 + 8 + ROOM NUMBER

St. Joseph Campus

Guest Services Desk: 213-3100 or 213-1001

Patient Information: 213-1050



To call a patient's room:

- Dial 213 + 3 + ROOM NUMBER
- For 10th Level rooms, only use the last three digits of the room number. (Example: For room 1011, dial 213 + 3 + 011)

For long distance calls, begin with area code 828.

Campus Directory

Memorial Campus

Adult Medicine	Patient Entrance	M
Breastfeeding Center	Patient Entrance	M
Cardiology/Echo Lab	Patient Entrance	M
Cath Lab	Patient Entrance	M
EEG	Patient Entrance	M
 Emergency Department	Emergency Entrance	M
 Heart Center	Heart Center Entrance	M
Labor and Delivery	Emergency Entrance	M
Medical-Surgical Intensive Care	Patient Entrance	M
Neurosciences	Patient Entrance	M
Orthopedics	Patient Entrance	M
Pediatrics	Patient Entrance	M
Surgery Admissions, Teaching and Testing (SATU)	Surgery Entrance	M
Pulmonary	Patient Entrance	M
Radiation Therapy	Patient Entrance	M
Radiology	Patient Entrance	M
Same Day Discharge	Surgery Entrance	M
Trauma Center	Emergency Entrance	M
Women's Services	Patient Entrance	M

St. Joseph Campus

Coli Critical Care	Patient Entrance	S
Oncology	Patient Entrance	S
Psychiatric Services	Patient Entrance	S
Radiology/CT/Diagnostics	Patient Entrance	S
Respiratory Care	Patient Entrance	S
Speech	Patient Entrance	S
Urology	Patient Entrance	S
Vascular Center	Patient Entrance	S
Copstone Partial Hospitalization Program	Patient Entrance	S

Memorial and St. Joseph Campuses

Endoscopy	Patient Entrances	M S
General Surgery	Patient Entrances	M S

Off-Campus Directory

Anticoagulation Clinic	501 Biltmore Ave.	1
Clinical Informatics	345 Biltmore Ave.	8
Cancer Center	21 Hospital Dr.	9
Diabetes and Health Education Center	501 Biltmore Ave.	1
Fitness Center	Asheville Imaging 534 Biltmore Ave.	3
Human Resources	5 Frederick St.	4
Lewis Rathbun Center	121 Sherwood Rd.	7
Low Vision Center	Doctors Office Building (DOB) – Main 50 Doctors Dr.	5
Marketing & Web Services	345 Biltmore Ave.	8
Medication Assistance	501 Biltmore Ave.	1
Medication Management Clinic	501 Biltmore Ave.	1
OccuMed	Doctors Office Building (DOB) – Main 50 Doctors Dr.	5
Palliative Care Consultation Services	501 Biltmore Ave.	1
Risk Management	345 Biltmore Ave.	8
Rehabilitation Center	Asheville Imaging 534 Biltmore Ave.	3
Safe Kids	520 Biltmore Ave.	2
Senior Services	501 Biltmore Ave.	1
Wellness Resource Center	Doctors Office Building (DOB) – West Annex 50 Doctors Dr.	6
Wound Healing Center	7 Yorkshire St.	17

Satellite Facilities Directory

Asheville Surgery Center (ASC)	5 Medical Park Dr.	16
Fullerton Genetics Center	11 Vanderbilt Park Dr.	12
Clinical Practice		
Neonatal Outreach		
Perinatal Education		
Heart Path®	5 Vanderbilt Park Dr.	11
Mission Community Pharmacy	2 Medical Park Dr.	15
Mission Infusion Therapy Clinic	2 Medical Park Dr. Suite 201	14
Mission Lab Express	2 Medical Park Dr. Suite 100	14
Mission Lab Express	261 Asheland Ave.	10
Mission Weight Management Center	2 Medical Park Dr. Suite 102	13
Reuter Outpatient Center	11 Vanderbilt Park Dr.	12
Child Development Center		
Children's Dental		
Children's Specialty Clinic		
Family Support Network		
Pediatric Outpatient		
Pediatric Rehab		
Sleep Center	5 Vanderbilt Park Dr.	11