

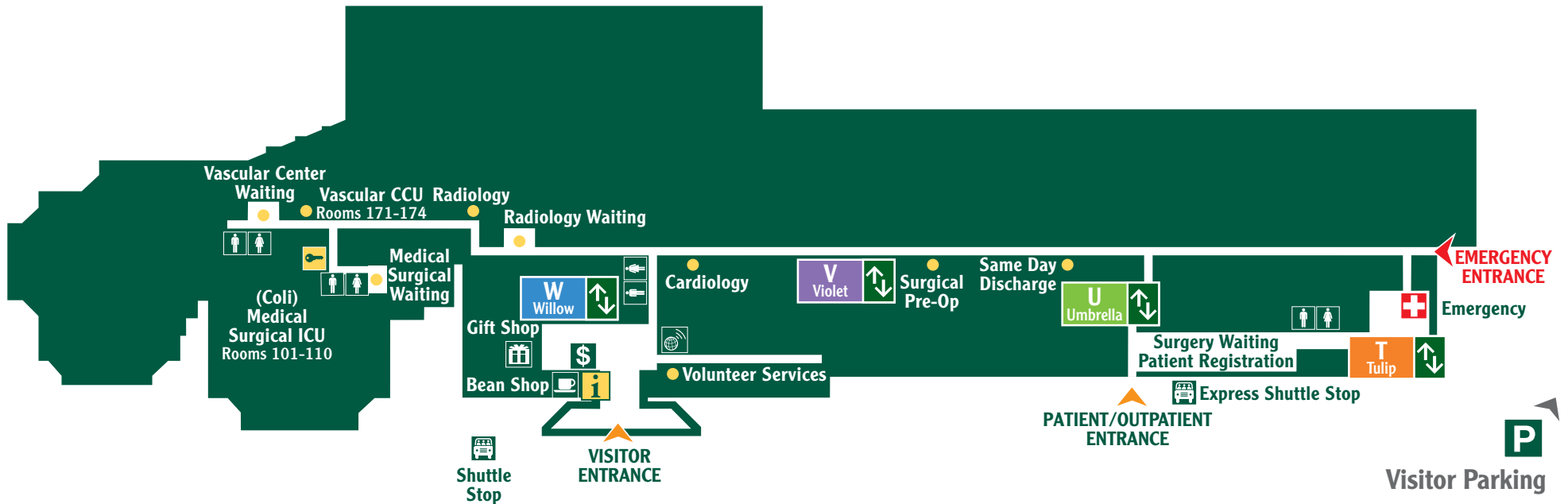
St. Joseph Campus
Level 1

428 Biltmore Avenue
 Asheville, NC 28801
 (828) 213-1050



The room # is _____

Take the _____ Elevator to level _____



P Patient/Visitor Parking



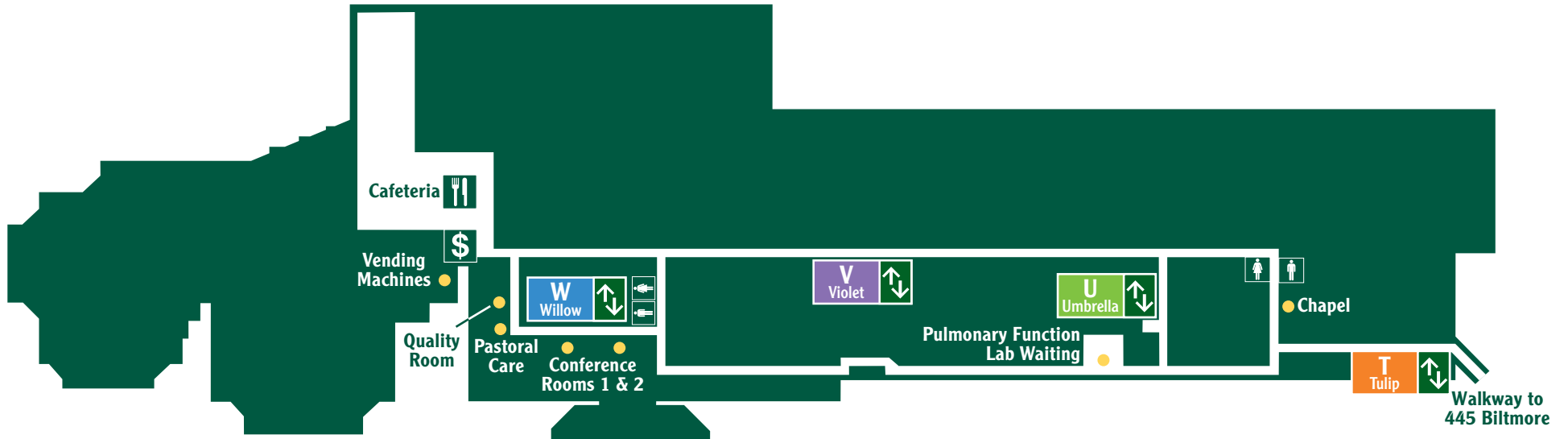
Elevators				Building Entrance	Emergency Entrance	Emergency	Information	Cafeteria	Restrooms	Secure Access	Retail Pharmacy	Gift Shop	Bean Shop	ATM	Internet Access	Parking	Campus Shuttle

St. Joseph Campus
Level 2

428 Biltmore Avenue
 Asheville, NC 28801
 (828) 213-1050

The room # is _____

Take the _____ Elevator to level _____



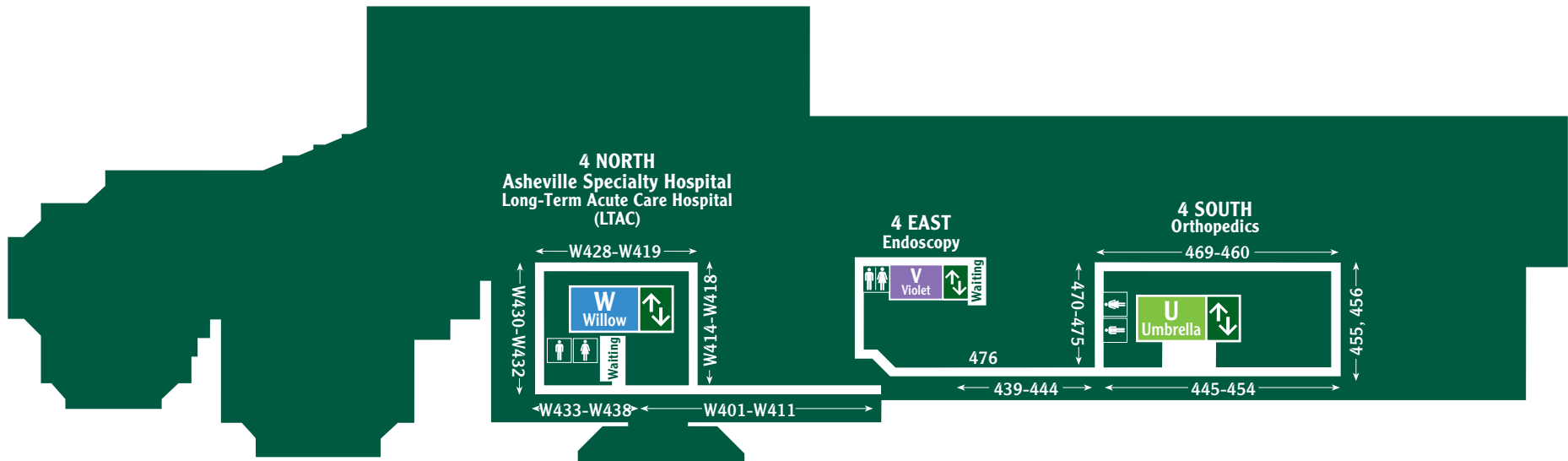
																
Elevators				Building Entrance	Emergency Entrance	Emergency Information	Cafeteria	Restrooms	Secure Access	Retail Pharmacy	Gift Shop	Bean Shop	ATM	Internet Access	Parking	Campus Shuttle

St. Joseph Campus
Level 4

428 Biltmore Avenue
 Asheville, NC 28801
 (828) 213-1050

The room # is _____

Take the _____ Elevator to level _____



Directions to LTAC, Asheville Specialty Hospital
 Patient Rooms W401-W438

- Enter at the **Visitor's Entrance**
- Walk left past the Gift Shop
- Take the W (Willow) Elevator to Level 4


Directions to Endoscopy

- Enter at the **Patient/Outpatient Entrance**
- Walk straight ahead past the U (Umbrella) Elevator to the main hallway and turn left
- Follow the main hallway to the V (Violet) Elevator on the left
- Take the V (Violet) Elevator to Level 4
- OR
- Enter at the **Visitor's Entrance**
- Take the short hallway to the right of the large directory to the main hallway and turn right
- Follow the main hallway to the V (Violet) Elevator on the right
- Take the V (Violet) Elevator to Level 4

Directions to Orthopedics Unit

Patient Rooms 439-476

- Enter at the **Patient/Outpatient Entrance**
- Take the U (Umbrella) Elevator to Level 4
- OR
- Enter at the **Visitor's Entrance**
- Take the short hallway to the right of the large directory to the main hallway and turn right
- Follow the main hallway past the V (Violet) Elevator and Surgical Pre-Op to the U (Umbrella) Elevator near the Surgical Waiting Area
- Take the U (Umbrella) Elevator to Level 4

















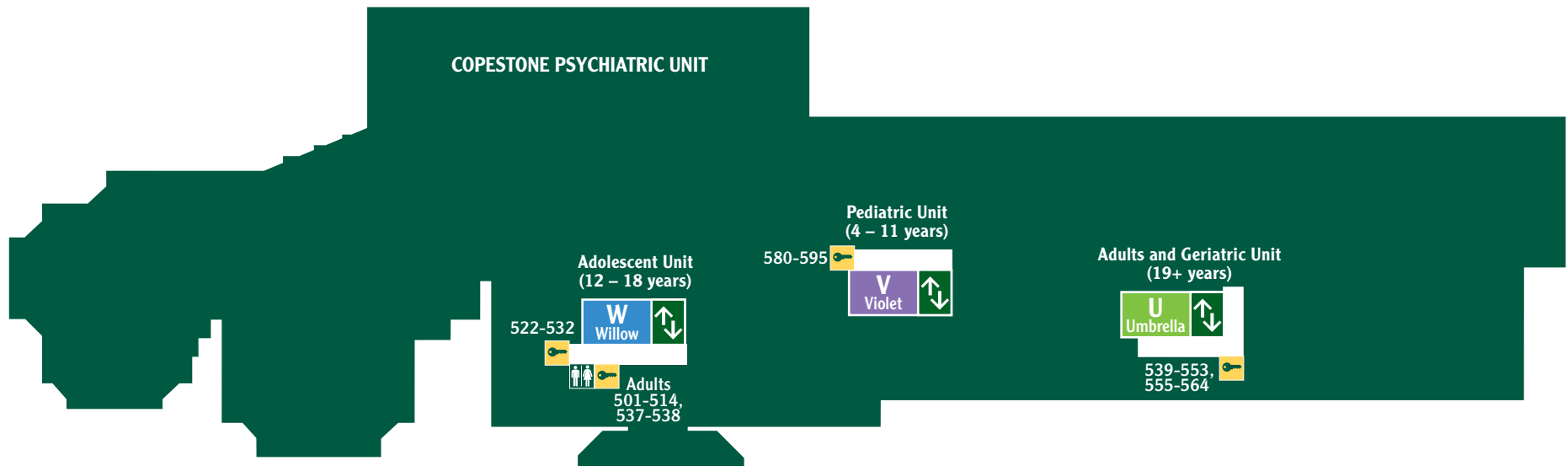



St. Joseph Campus
Level 5

428 Biltmore Avenue
 Asheville, NC 28801
 (828) 213-1050

The room # is _____

Take the _____ Elevator to level _____



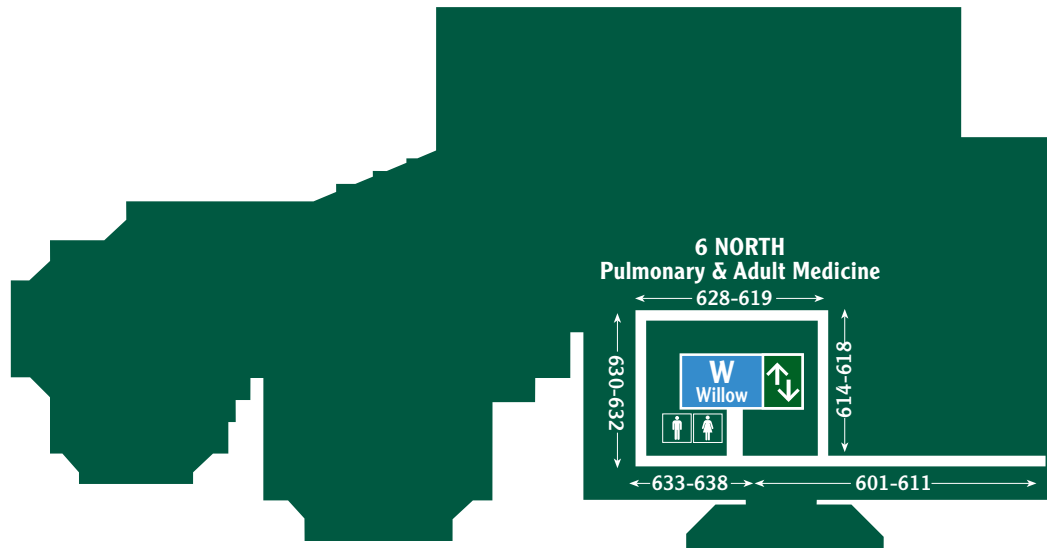
Elevators				Building Entrance	Emergency Entrance	Emergency	Information	Cafeteria	Restrooms	Secure Access	Retail Pharmacy	Gift Shop	Bean Shop	ATM	Internet Access	Parking	Campus Shuttle

St. Joseph Campus
Level 6

428 Biltmore Avenue
 Asheville, NC 28801
 (828) 213-1050

The room # is _____

Take the _____ Elevator to level _____




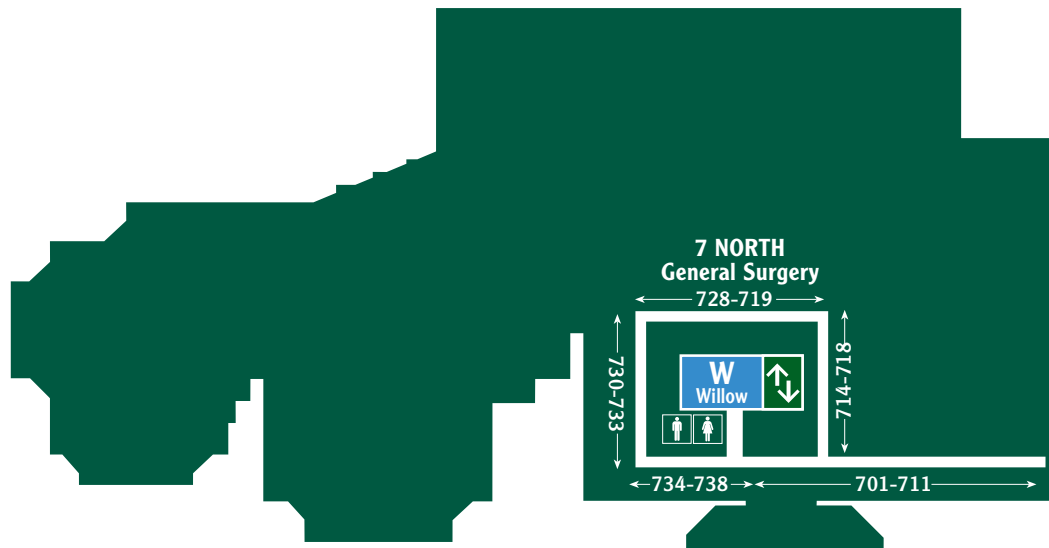
-  **T**
Tulip
-  **U**
Umbrella
-  **V**
Violet
-  **W**
Willow
- 
- 
- 
- 
- 
- 
- 
- 
- 
- 
- 
- 
- 
- 

St. Joseph Campus
Level 7

428 Biltmore Avenue
 Asheville, NC 28801
 (828) 213-1050

The room # is _____

Take the _____ Elevator to level _____



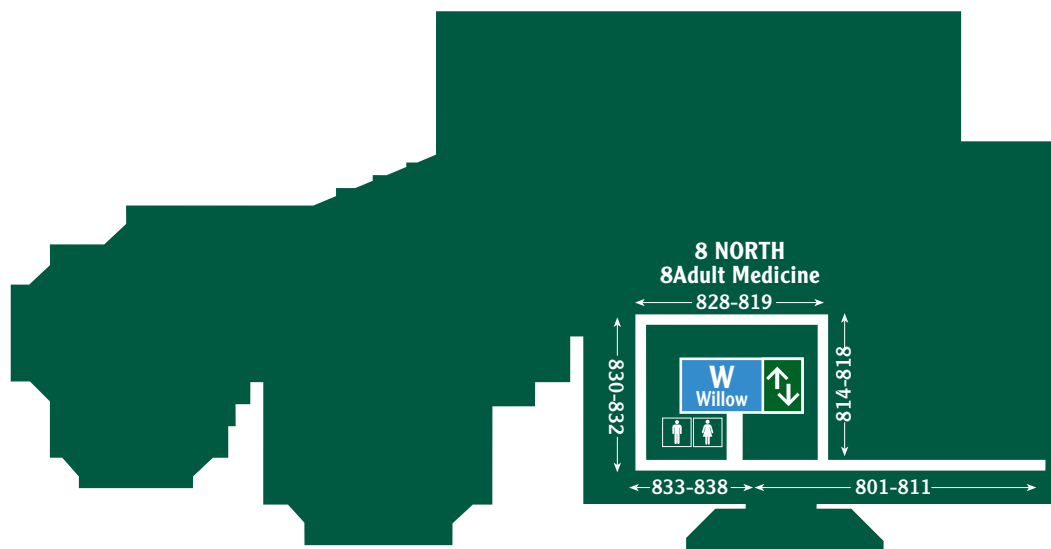
- T Tulip
- ↑ ↓
- U Umbrella
- ↑ ↓
- V Violet
- ↑ ↓
- W Willow
- ↑ ↓
-
-
-
-
-
-
-
-
-
-
-
-
-
-

St. Joseph Campus
Level 8

428 Biltmore Avenue
 Asheville, NC 28801
 (828) 213-1050

The room # is _____

Take the _____ Elevator to level _____



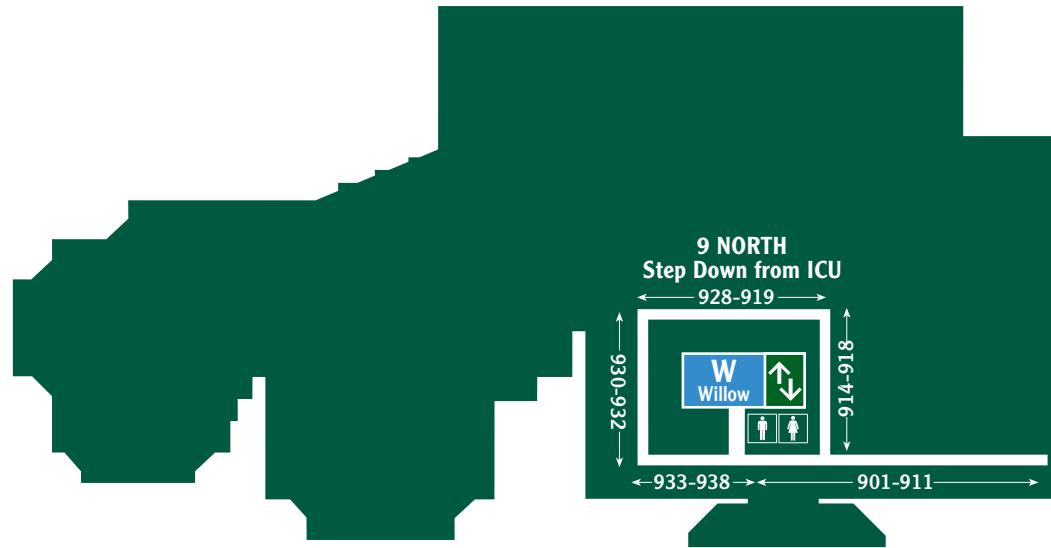
																	
Elevators				Building Entrance	Emergency Entrance	Emergency	Information	Cafeteria	Restrooms	Secure Access	Retail Pharmacy	Gift Shop	Bean Shop	ATM	Internet Access	Parking	Campus Shuttle

St. Joseph Campus
Level 9

428 Biltmore Avenue
 Asheville, NC 28801
 (828) 213-1050

The room # is _____

Take the _____ Elevator to level _____



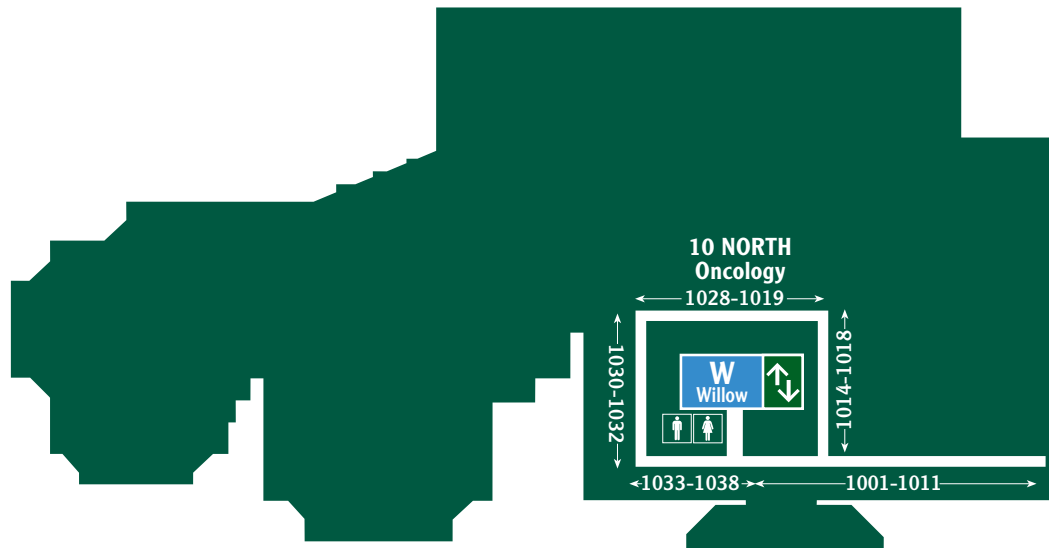
 T Tulip		 U Umbrella		 V Violet		 W Willow																		
Elevators				Building Entrance	Emergency Entrance	Emergency	Information	Cafeteria	Restrooms	Secure Access	Retail Pharmacy	Gift Shop	Bean Shop	ATM	Internet Access	Parking	Campus Shuttle							

St. Joseph Campus
Level 10

428 Biltmore Avenue
 Asheville, NC 28801
 (828) 213-1050

The room # is _____

Take the _____ Elevator to level _____



Tulip	Umbrella	Violet	Willow	Building Entrance	Emergency Entrance	Emergency	Information	Cafeteria	Restrooms	Secure Access	Retail Pharmacy	Gift Shop	Bean Shop	ATM	Internet Access	Parking	Campus Shuttle

St. Joseph Campus Elevator Guide



Use this elevator guide to help you reach your destination.

Patient Rooms

Destination	Elevator	Level
W401 – W438	W	4
U439 – U476	U	4
501 – 538	W	5
539 – 564	U	5
580 – 595	V	5
601 – 638	W	6
701 – 738	W	7
801 – 838	W	8
901 – 938	W	9
1001 – 1038	W	10

Units and Departments

Destination	Elevator	Level
Adult Medicine	W	8
Asheville Specialty Hospital/Long-Term		
Acute Care Hospital (LTAC)	W	4
Cardiology	W	1
Copestone Adolescent Unit (12-18 yrs)	W	5
Copestone Adult Unit (rooms 501-514, 537-538)	W	5
Copestone Adult and Geriatric Unit (rooms 539-564)	U	5
Copestone Pediatric Unit (4-11 yrs)	V	5
Emergency	T	1
Endoscopy	V	4
General Surgery	W	7
Long-Term Acute Care Hospital (LTAC)	W	4
Medical Surgical ICU	W	1
Oncology	W	10
Orthopedics	U	4
Pastoral Care Office	W	2
Post-Surgery	W	7
Pulmonary and Adult Medicine Unit	W	6
Radiology	W	1
Same Day Discharge	V	1
Step Down Unit	W	9
Surgical Pre-Op	V	1
Urology	W	7
Vascular Critical Care Unit	W	1

Waiting Rooms

Destination	Elevator	Level
Medical Surgical ICU Waiting	W	1
Pulmonary Function Lab Waiting	U	2
Radiology Waiting	W	1
Surgery Waiting	U	1
Vascular Center Waiting	W	1
Other		
Administration	W	2
Administration Conference Room	W	2
Bean Shop	W	1
Cafeteria	W	2
Chapel	U	2
Conference Rooms 1 & 2	W	2
Gift Shop	W	1
Information	W	1
Link to 445 Biltmore Center	T	2
Volunteer Services	W	1

Phone Guide

To call a patient's room on the St. J Campus dial:
213 + 3 + ROOM NUMBER

For 10th Level rooms, only use the last three digits of the room number.

Example: For room 1011, dial 213 + 3 + 011.

Guest Services Desk: 213-3100 or 213-1001

Patient Information: 213-1050

For long distance calls, begin with area code (828).